



# Building Maintenance Units - RC-T107

*Brochure roof cars*

*Fall Protection*

*Building Maintenance Units*

*Suspended Platform Systems*

*Scaffolding Systems*

*Suspended Access Rental*

**XSPlatforms®**



# Roof car RC-T107

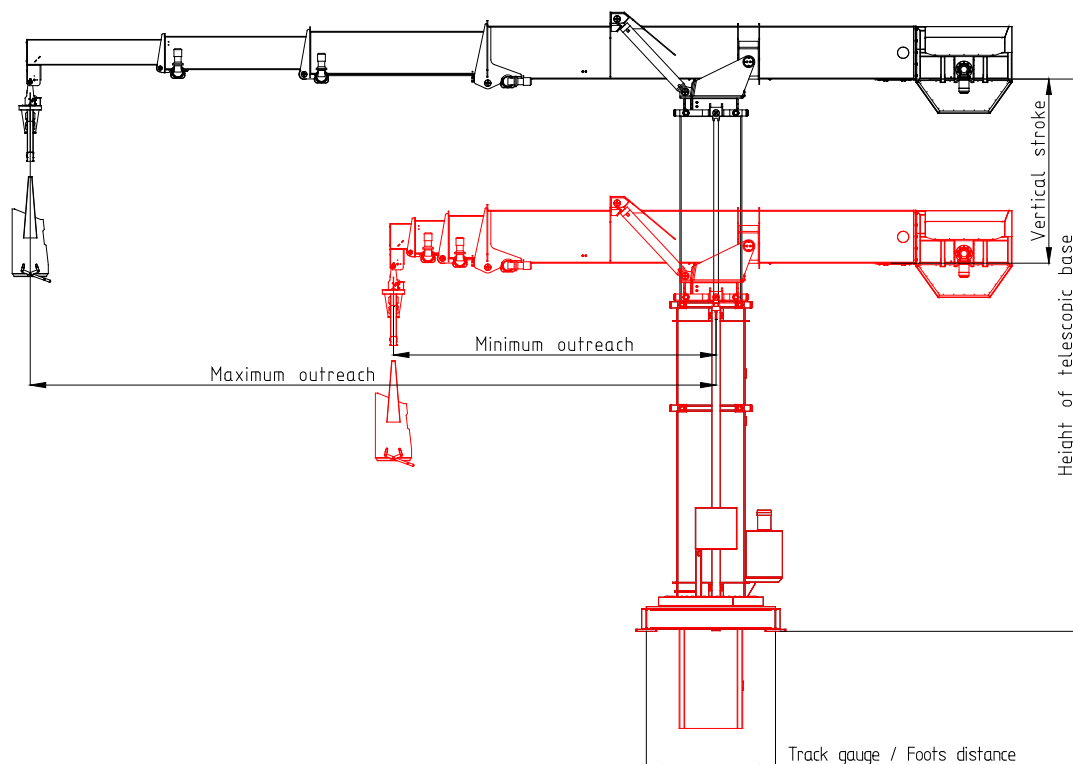
## Product description

BMU RC-T107 for façades maintenance and cleaning are designed and manufactured according to European Regulations EN 1808. RC-T107 can be used on various heights of buildings and can be placed centrally on the building in fixed positions, or on traversing undercarriage which can travel on 4 wheels along a track line. Horizontal rotation of the jib and rotation of the balancer enable the cradle to be parallel to the façade at any location of the building. It can also be customized in many ways: luffing function for jib, longer cradles, addition of pantographs (fixed or adjustable) and glass replacement unit (GRU). The hoisting of the cradle is performed by a multilayer drum which incorporates a guiding system that ensures the correct reeling of wire rope.

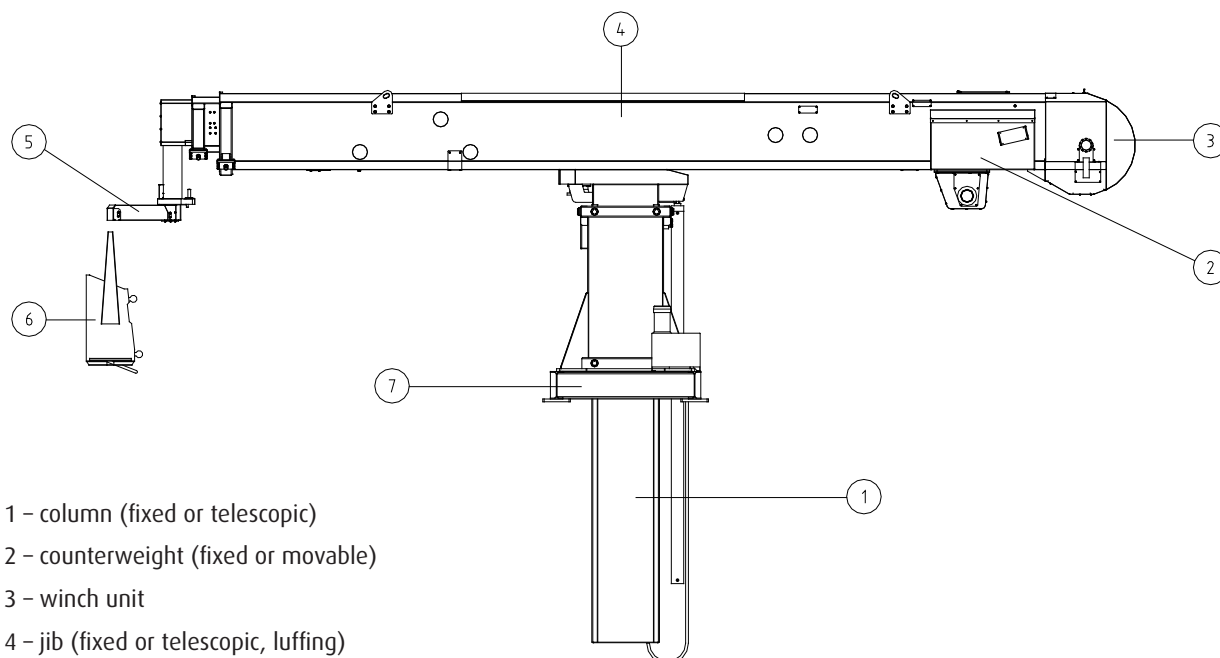
Roof cars with a telescopic jib and (if necessary) telescopic base are built to be relatively compact when not in use. Reaches normally start at 10 meter (32'9<sup>11/16"</sup>) up to customer requirements. The great advantage of these machines is that the hoisting system is placed at the back of the tale and therefore partly fulfils an additional task as counterweight, keeping the unit light. Additionally, every of those systems is designed "for the building" and that is making them unique.

## Main measurements

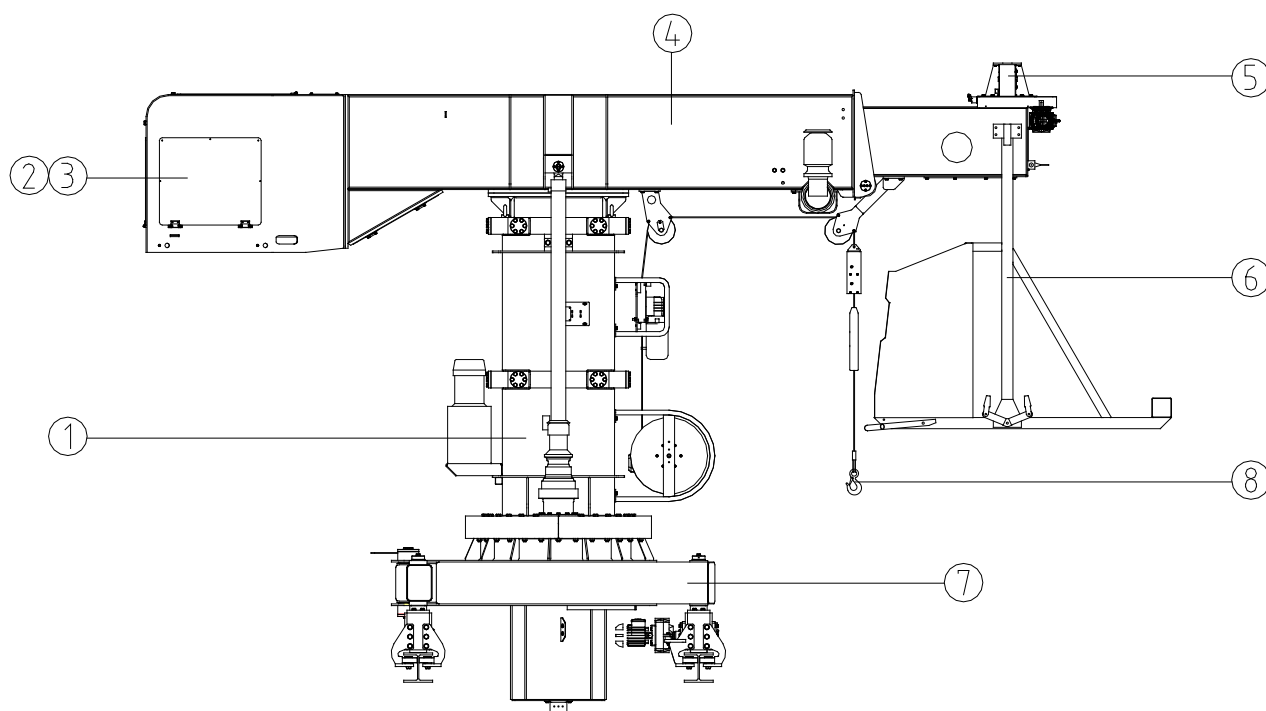
Measurements and functions of these machines are chosen in accordance with building structure and with client's request so that every corner of the building can be maintained.



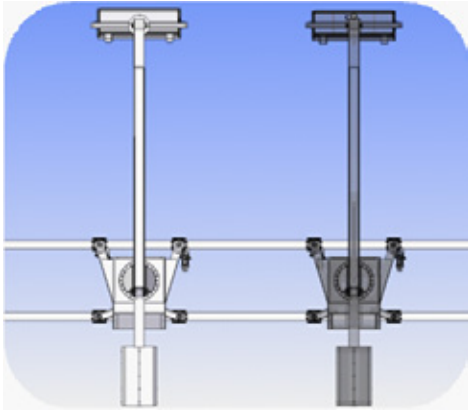
## Main components



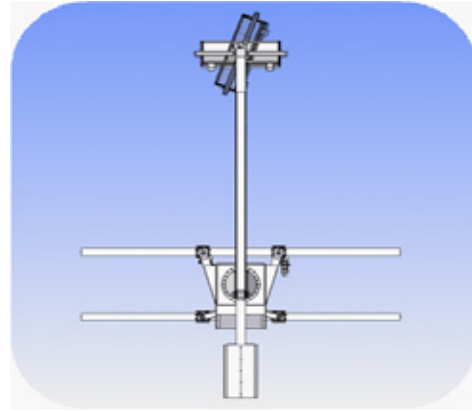
- 1 – column (fixed or telescopic)
- 2 – counterweight (fixed or movable)
- 3 – winch unit
- 4 – jib (fixed or telescopic, luffing)
- 5 – balancer
- 6 – gondola (upper picture) or pantograph (lower picture)
- 7 – undercarriage (fixed or traversing)
- 8 – glass replacement unit (GRU)



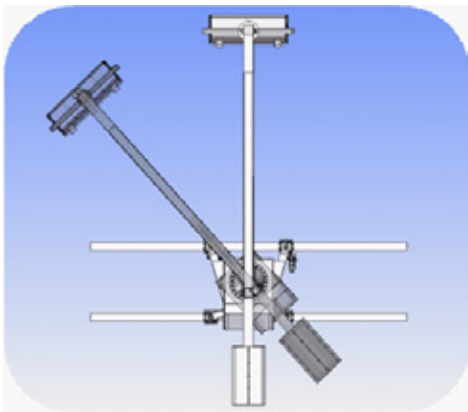
## Possible functions for machines



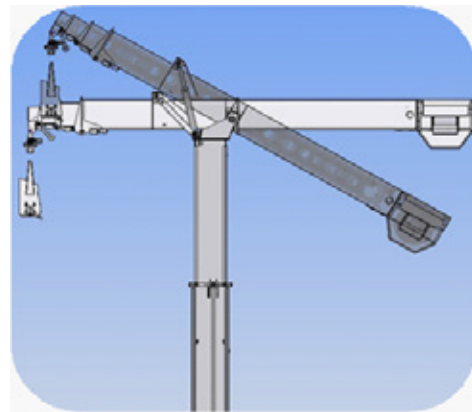
1. **Traversing** – undercarriage is able to traverse along the track layout all through the perimeter of the building or the designated area. This function is one of the basics in order to reach properly every front face of the façade.



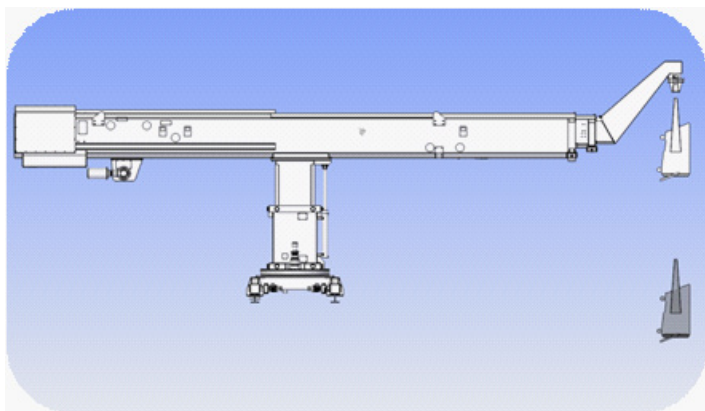
2. **Turnable balancer** - one of the most useful devices. It helps the cradle to be completely align with front face of the façade. Normally used on corners and angled facades or in parking position to fold cradle along the track.



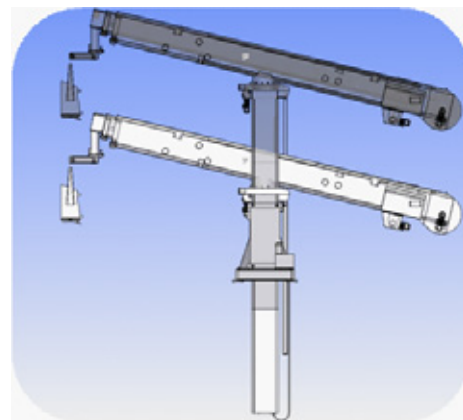
3. **Slewing** – this function is responsible for rotating the unit along the vertical axis in order to reach areas on different angle.



4. **Luffing** – gives possibility to go over parapet or any kind of wall. It also allows to control outreach by bringing the jib up and down to a certain angle.

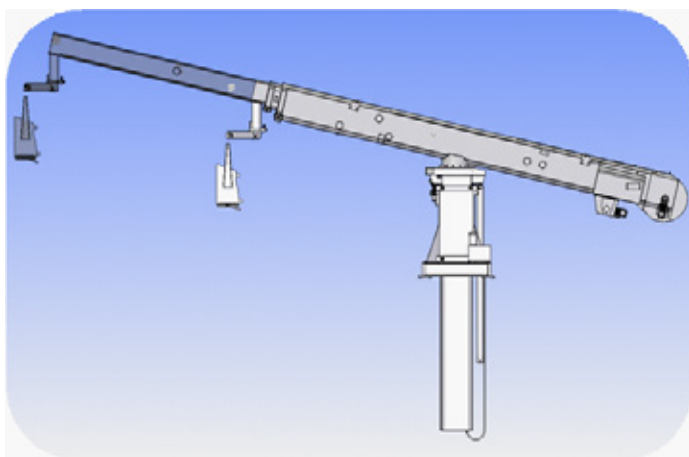


5. **Hoisting** – it is the most important movement which appears on every building maintenance unit. This function allows cradle to go up and down along the whole height of the façade.



6. **Telescopic column** – gives possibility to rise up and down the jib as many meters as required, in order to reach higher placed areas, go through a low roof or lower machine at parking position.

6



7. **Telescopic jib** – is one of the most complicated movements in building maintenance units. The horizontal telescopic extension allows to reach the front face of façade which is far from machine (adjust the distance between machine and the façade). This option is also very useful to minimize size of the machine at parking position

### General characteristics

- Safe working load (BMU) up to 250 kilogram (551 lbs)
- Control system E-cable or RF – Radio Frequency
- Power source 3Ph 318~415 Volt 50 Hertz
- Control voltage 24 Volt
- Type of jib movement fixed or motorized with hydraulic cylinders - luffing function, motorized on rack - telescopic extension
- Type of base fixed or motorized with hydraulic cylinders – vertical stroke
- Type of finish painted and parts galvanized 5 years standard guarantee
- Colour of units choice of RAL colours
- Type of undercarriage fixed or traversing of 4 wheels (2 driven wheels)
- Traversing speed 12 meter (40 ft)/minute
- Turning speed 12 meter (40 ft)/minute
- Hoisting speed 9-18 meter (30-60 ft)/minute
- Wire rope diameter up from 6 millimeter (0<sup>4</sup>/<sub>16</sub>"')  
(according to project requirements or client request)
- Rope safety factor min. 12
- Cradle/platform standard/fixed or adjustable pantograph cradle

### Safety features

- Lower limit safety switch
- Upper limit safety switch
- Emergency stop switch
- Traversing safety switch
- Emergency descent control (power loss)
- Over-speed safety device
- Broken wire safety device
- Lose wire rope safety device
- Slewing safety switch
- Overload safety device
- Power cable limit switch
- End of wire rope safety switch

**Additional accessories**

- Water tank min 30 liters (6.6 gallon) c/w drain cock, all rust free type
- Glass hook replacement unit
- Safety harness (full body type) c/w lanyard
- Telephone

**Conform to standards**

- To all Dutch safety codes
- European Union - EN 1808 (we also comply with every country (non European) standards)
- XSPlatforms is certified to ISO 9001:2000, all XSPlatforms products comply









# Access to Innovation

In over fifteen years, XSPlatforms has built up a convincing track record in developing smart solutions for facade access. We offer the widest range of products and solutions. What is more, our customers can confidently expect us to understand their business, and to come up with innovative answers to increasingly complex questions, time and again. As a result, we have become the partner of choice for so many discerning customers, providing solutions for some of the most complex structures around the world and facilitating work on more than 2,000 roofs (and counting). We care for our customers, in every sense. And that is why we develop and engineer our products as though our lives depended on them.



**XSPlatforms BV**  
P.O. Box 510  
4200 AM Gorinchem  
The Netherlands  
Telephone +31 (0)183 56 91 11  
Fax +31 (0)183 56 91 12  
E-mail [info@xsplatforms.com](mailto:info@xsplatforms.com)

**XSPlatforms Middle East**  
P.O. Box 16873  
Jebel Ali, Dubai  
United Arab Emirates  
Telephone +971 (4) 887 24 88  
Fax +971 (4) 887 24 99  
E-mail [info@xsplatforms.com](mailto:info@xsplatforms.com)